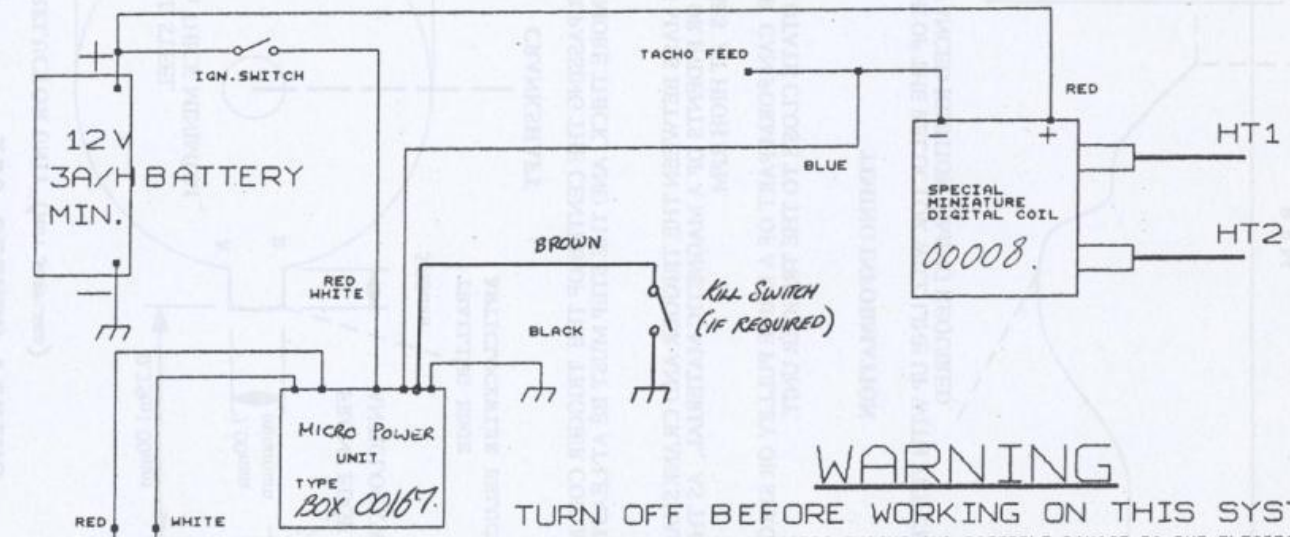


2 STROKE 180° TWIN.

KIT 00170

# BOYER BRANSDEN IGNITIONS

## 180 DEG. FIRING CRANK TRIGGERED DIGITAL IGNITION SYSTEM.



### WARNING

TURN OFF BEFORE WORKING ON THIS SYSTEM.

THIS WILL AVOID ELECTRIC SHOCKS AND POSSIBLE DAMAGE TO THE ELECTRONICS.

TRIGGER 155 to 175 ohms.

THE TRIGGER TO RELUCTOR GAP SHOULD BE 0.5 TO 1.00mm. (NOT CRITICAL)

MILD STEEL RELUCTOR PLATE WITH 5mm RAISED TRIGGER BARS AT 180 DEG.  
RELUCTOR PLATE SHOULD BE 3mm THICK OR MORE AND 50mm IN DIA. OR MORE.

\*FULL RETARD AT CRANKING SPEED CAN BE CONTROLLED BY THE LENGTH OF THE RELUCTOR  
UP TO 500 R.P.M THEN THE COMPUTER TAKES OVER THE TIMING CONTROL.  
AT FULL RETARD THE BACK END OF THE RELUCTOR WILL LINE UP WITH THE START OF THE TRIGGER FACE.

FIRING POINT AT FULL ADVANCE IS THE LEADING EDGE OF THE RELUCTOR  
TO 50X ACROSS THE TRIGGER FACE IN ANY DIRECTION.

FOR TWO STROKE SYSTEMS FULL ADVANCE WILL BE AT 3000 RPM RETARDING BACK  
AS PER THE PROGRAMED DATA IN THE SYSTEM. SEE TIMING CURVE FOR DATA.

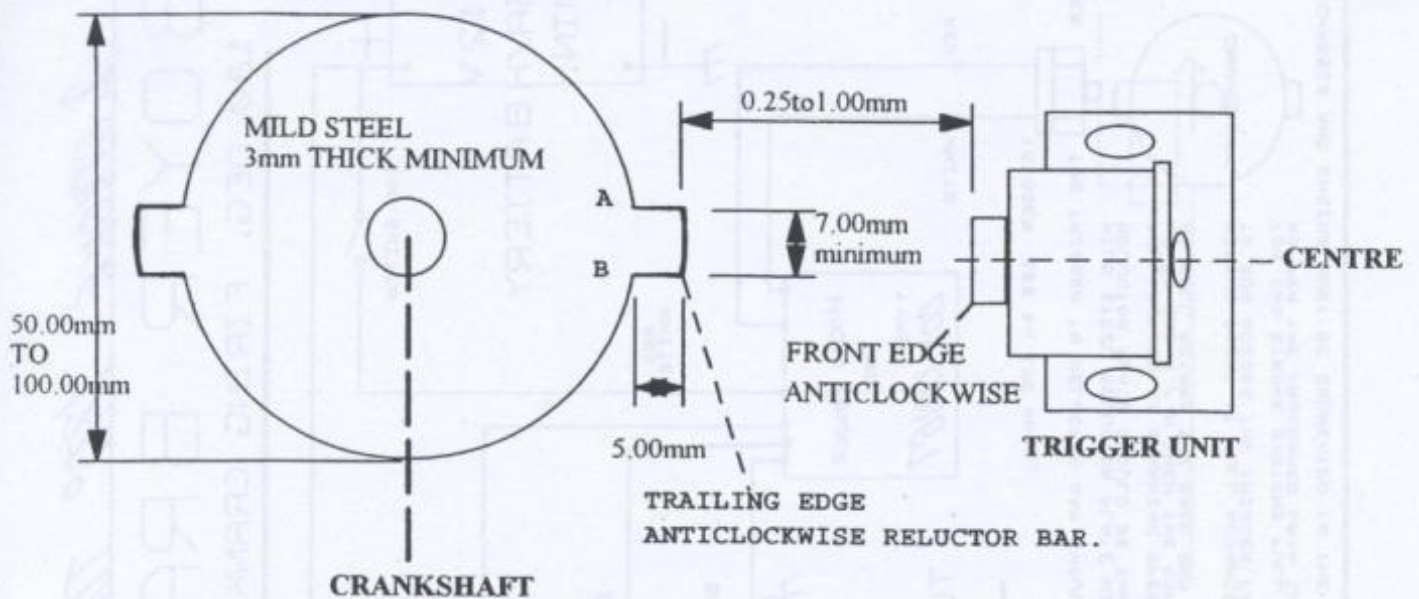
THE CHASSIS AND ENGINE MUST BE CONNECTED TO THE BATTERY NEGATIVE AT ALL TIMES. 5000 OHMS RESISTANCE PLUG CAPS MUST BE USED

BOYER BRANSDEN ELECTRONICS LTD.		
Title CRANK TRIGGERED IGNITION SYSTEM, 180 DEG.		
Size Document Number A BRK.DIG		REV
Date: November 14, 1996	Sheet	1 of

# CRANK TRIGGERED IGNITION RELUCTOR DATA

## 180 DEGREE FIRING

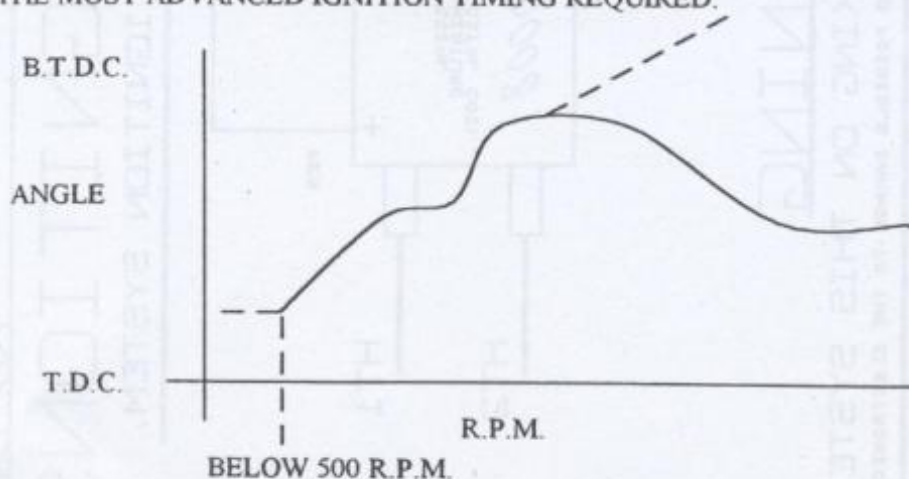
### RELUCTOR UNIT (NOT SUPPLIED)



- 1) THE RELUCTOR PASSING THE CENTRE OF THE TRIGGER COIL MUST BE MILD STEEL, OR SOFT IRON, 3mm OR MORE THICK, AND THE STEP MUST BE AT LEAST 5mm HIGH.
- 2) THE ROTATING MASS BETWEEN THE TRIGGER AND CRANKSHAFT MUST NOT HAVE ANY LARGE LUMPS OR INDENTS OF A MAGNETIC MATERIAL, AS THESE COULD GIVE FALSE IGNITION PULSES AT HIGH RPM.
- 3) THE RELUCTOR CAN FORM PART OF A DRIVE PULLEY OR SPROCKET, BUT CHECK THAT NO BOLT HEADS ROTATE CLOSE TO THE TRIGGER UNIT.

### TIMING INFORMATION

THE LEADING EDGE OF THE RELUCTOR WILL LINE UP WITH THE CENTRE OF THE TRIGGER AT THE MOST ADVANCED IGNITION TIMING REQUIRED.



BELOW 500 R.P.M. THE IGNITION TIMING IS CONTROLLED BY THE TRAILING EDGE OF THE RELUCTOR TO THE FRONT EDGE OF THE TRIGGER. ie (THE LONGER THE RELUCTOR THE MORE RETARDED THE TIMING AT STARTING SPEEDS.)

THEREFORE IF THE RELUCTOR WAS 30 DEG. LENGTH(AtoB) WITH THE LEADING EDGE AT THE CENTRE OF THE TRIGGER AT 35 DEG. B.T.D.C. THE MOST ADVANCED TIMING WOULD BE 35 DEG., AND AT CRANKING SPEED APPROXIMATELY FIRING AT T.D.C.