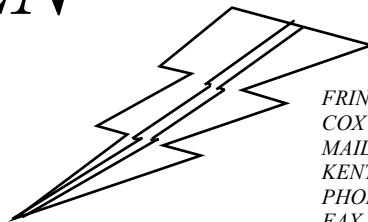


BOYER BRANSDEN ELECTRONICS LTD.

PBOX00106



FRINDBURY HOUSE,
COX LANE DETLING,
MAIDSTONE,
KENT. ME14 3HE.
PHONE 01622 730939
FAX. 01622 730930

POWER-BOX ALTERNATOR REGULATOR

THREE PHASE POWER BOX WITH CHARGING LIGHT CONTROL **NEGATIVE EARTH ONLY.**

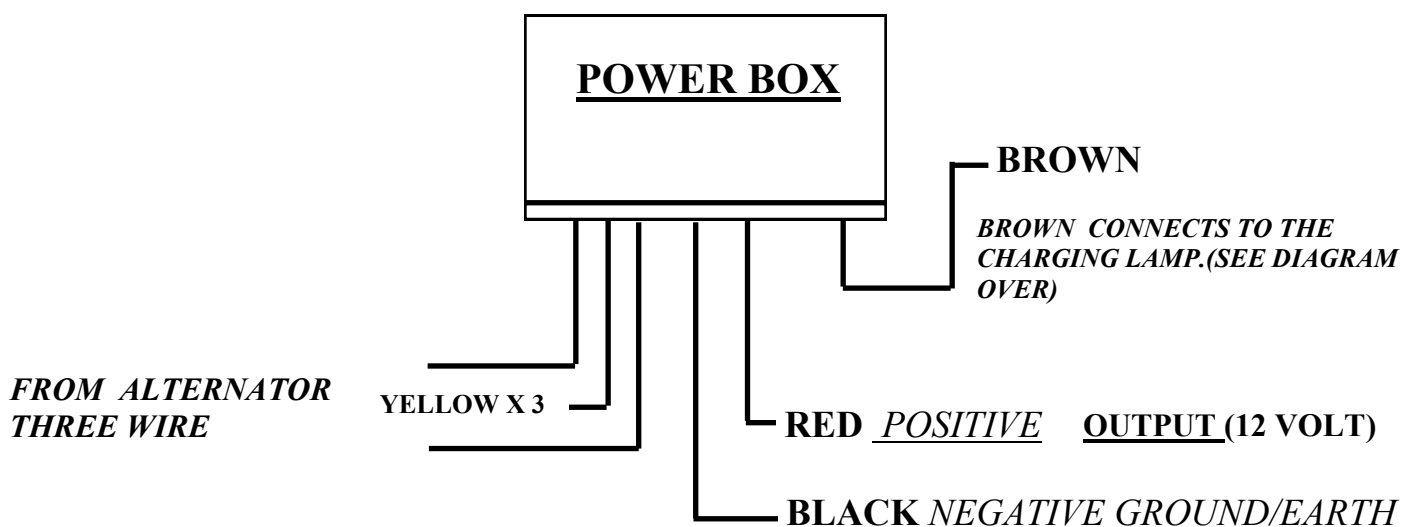
INPUT ANY PERMANENT MAGNET ALTERNATOR THREE PHASE
THREE WIRE UP TO 280 WATTS .

OUTPUT 13/14 VOLTS DC (CHARGING 12 VOLTS)

MOUNTING 4 X 7mm HOLES AT 70mm X 70mm CENTRES.

SIZE 92mm LONG.92mm WIDE. 73mm HIGH.92mm X 54mm OVER
MOUNTING FLANGE.

WEIGHT 500 gms.



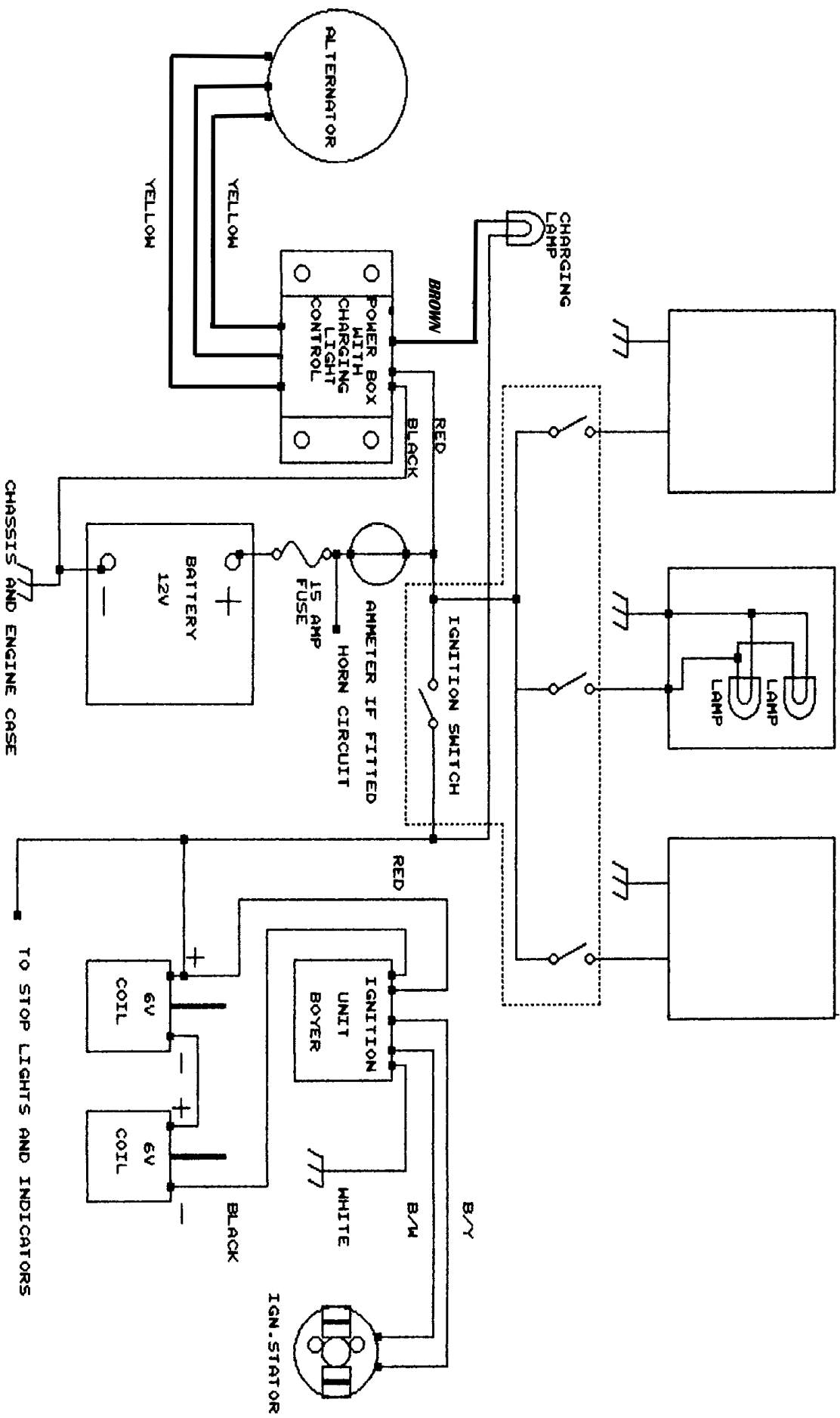
P. T. O. FOR WIRING DIAGRAM

MOUNT THE UNIT IN FREE AIR,THIS CAN BE IN A BATTERY BOX BUT SOME AIR FOR
COOLING IS REQUIRED.

USE RUBBER VIBRATION MOUNTINGS FOR SEVERE CONDITIONS.

NEVER CONNECT THE BATTERY THE WRONG WAY ROUND. A FUSE MUST
BE PLACED IN ONE OF THE BATTERY CONNECTIONS. WHEN RUNNING WITHOUT A BATTERY
NO FUSE IS REQUIRED, AND IT IS IN ORDER TO SHORT THE OUTPUT TO STOP THE ENGINE.
THE CHARGING LAMP SHOULD NOT BE MORE THAN 10 WATTS. THIS WILL NOT
WORK WHEN RUNNING WITHOUT A BATTERY.

LIGHTING AND ANCILLARY CIRCUITS



NEGATIVE EARTH SYSTEM

FOR STARTING WITH A LOW BATTERY REMOVE FUSE, TURN OFF LIGHTS,
 START ENGINE RUN UP TO SPEED AND REPLACE FUSE.
 FOR BATTERYLESS RUNNING NO FUSE IS REQUIRED.